

FORM NO. MGT-7

[Pursuant to sub-Section(1) of section 92 of the Companies Act, 2013 and sub-rule (1) of rule 11of the Companies (Management and Administration) Rules, 2014]



Annual Return

Form language ☒ English ☐ Hindi

Refer the instruction kit for filing the form.

I. REGISTRATION AND OTHER DETAILS

(i) * Corporate Identification Number (CIN) of the company

L26942TG1974PLC001693

Pre-fill

Global Location Number (GLN) of the company

* Permanent Account Number (PAN) of the company

AABCP2276K

(ii) (a) Name of the company

RAIN INDUSTRIES LIMITED

(b) Registered office address

"RAIN CENTER", 34,
SRINAGAR COLONY,
HYDERABAD
Telangana
500073



(c) * e-mail ID of the company

secretarial@rain-industries.com



(d) * Telephone number with STD code

04040401234

(e) Website

www.rain-industries.com

(iii) Date of Incorporation

15/03/1974

(iv)	Type of the Company	Category of the Company	Sub-category of the Company
	Public Company	Company limited by shares	Indian Non-Government company

(v) Whether company is having share capital

☒ Yes

☐ No

(vi) * Whether shares listed on recognized Stock Exchange(s)

☒ Yes

☐ No

(a) Details of stock exchanges where shares are listed

S. No.	Stock Exchange Name	Code
1	BSE LIMITED	1
2	NATIONAL STOCK EXCHANGE OF INDIA LIMITED	1,024

(b) CIN of the Registrar and Transfer Agent

U72400TG2017PTC117649

Pre-fill

Name of the Registrar and Transfer Agent

KFIN TECHNOLOGIES PRIVATE LIMITED

Registered office address of the Registrar and Transfer Agents

Selenium, Tower B, Plot No- 31 & 32,
Financial District, Nanakramguda, Serilingampally

(vii) *Financial year From date 01/01/2020 (DD/MM/YYYY) To date 31/12/2020 (DD/MM/YYYY)

(viii) *Whether Annual general meeting (AGM) held ☒ Yes ☐ No

(a) If yes, date of AGM

(b) Due date of AGM

31/05/2021

(c) Whether any extension for AGM granted

☐ Yes ☒ No

II. PRINCIPAL BUSINESS ACTIVITIES OF THE COMPANY

*Number of business activities

2

S.No	Main Activity group code	Description of Main Activity group	Business Activity Code	Description of Business Activity	% of turnover of the company
1	N	Support service to Organizations	N6	Office administrative and other business activities including call centers, organising	68
2	G	Trade	G1	Wholesale Trading	32





III. PARTICULARS OF HOLDING, SUBSIDIARY AND ASSOCIATE COMPANIES (INCLUDING JOINT VENTURES)

*No. of Companies for which information is to be given

24

Pre-fill All

S.No	Name of the company	CIN / FCRN	Holding/ Subsidiary/Associate/ Joint Venture	% of shares held
1	RAIN CEMENTS LIMITED	U23209TG1999PLC031631	Subsidiary	100

2	RAIN CII CARBON (VIZAG) LIMITED 	U11100TG2008PLC058785	Subsidiary	100
3	RENUKA CEMENT LIMITED	U26942TG1996PLC025831	Subsidiary	100
4	Rain Commodities (USA) Inc.		Subsidiary	100
5	Rain Global Services LLC		Subsidiary	100
6	Rain Carbon Inc.		Subsidiary	100
7	Rain Carbon Holdings LLC		Subsidiary	100
8	Rain CII Carbon LLC		Subsidiary	100
9	CII Carbon Corp		Subsidiary	100
10	Rain Carbon Canada Inc.		Subsidiary	100
11	Rain Carbon BV		Subsidiary	100
12	VFT France SA		Subsidiary	100
13	Rain Carbon Germany GmbH		Subsidiary	99.7
14	Rain Carbon Poland Sp. z o.o		Subsidiary	100
15	RÜTGERS Resins BV		Subsidiary	100
16	OOO RÜTGERS Severtar		Subsidiary	65.3
17	Severtar Holding Ltd		Subsidiary	65.3
18	Rumba Invest BVBA & Co. KG		Subsidiary	94.9
19	RÜTGERS (Shanghai) Trading Co. 		Subsidiary	100
20	Rain Carbon GmbH		Subsidiary	100
21	Rain Carbon Wohnimmobilien 		Subsidiary	100
22	Rain Carbon Gewerbeimmobilien 		Subsidiary	100
23	OOO Rain Carbon LLC		Subsidiary	100
24	InfraTec Duisburg GmbH		Associate	30

IV. SHARE CAPITAL, DEBENTURES AND OTHER SECURITIES OF THE COMPANY

(i) *SHARE CAPITAL**(a) Equity share capital**

Particulars	Authorised capital	Issued capital	Subscribed capital	Paid up capital
Total number of equity shares	590,000,000	336,345,679	336,345,679	336,345,679
Total amount of equity shares (in Rupees)	1,180,000,000	672,691,358	672,691,358	672,691,358

Number of classes

1

Class of Shares	Authorised capital	Issued capital	Subscribed capital	Paid up capital
Equity				
Number of equity shares	590,000,000	336,345,679	336,345,679	336,345,679
Nominal value per share (in rupees)	2	2	2	2
Total amount of equity shares (in rupees)	1,180,000,000	672,691,358	672,691,358	672,691,358

(b) Preference share capital

Particulars	Authorised capital	Issued capital	Subscribed capital	Paid-up capital
Total number of preference shares	4,900,000	0	0	0
Total amount of preference shares (in rupees)	490,000,000	0	0	0

Number of classes

1

Class of shares	Authorised capital	Issued capital	Subscribed capital	Paid up capital
Redeemable Preference Shares				
Number of preference shares	4,900,000	0	0	0
Nominal value per share (in rupees)	100	100	100	100
Total amount of preference shares (in rupees)	490,000,000	0	0	0

(c) Unclassified share capital

Particulars	Authorised Capital
Total amount of unclassified shares	0

(d) Break-up of paid-up share capital

Class of shares	Number of shares	Total nominal amount	Total Paid-up amount	Total premium
Equity shares				
At the beginning of the year	336,345,679	672,691,358	672,691,358	

Increase during the year	0	0	0	0
i. Public Issues	0	0	0	0
ii. Rights issue	0	0	0	0
iii. Bonus issue	0	0	0	0
iv. Private Placement/ Preferential allotment	0	0	0	0
v. ESOPs	0	0	0	0
vi. Sweat equity shares allotted	0	0	0	0
vii. Conversion of Preference share	0	0	0	0
viii. Conversion of Debentures	0	0	0	0
ix. GDRs/ADRs	0	0	0	0
x. Others, specify	0	0	0	
NA				
Decrease during the year	0	0	0	0
i. Buy-back of shares	0	0	0	0
ii. Shares forfeited	0	0	0	0
iii. Reduction of share capital	0	0	0	0
iv. Others, specify	0	0	0	
NA				
At the end of the year	336,345,679	672,691,358	672,691,358	
Preference shares				
At the beginning of the year	0	0	0	
Increase during the year	0	0	0	0
i. Issues of shares	0	0	0	0
ii. Re-issue of forfeited shares	0	0	0	0
iii. Others, specify	0	0	0	
NA				
Decrease during the year	0	0	0	0
i. Redemption of shares	0	0	0	0

ii. Shares forfeited	0	0	0	0
iii. Reduction of share capital	0	0	0	0
iv. Others, specify	0	0	0	
NA				
At the end of the year	0	0	0	

(ii) Details of stock split/consolidation during the year (for each class of shares)

0

Class of shares		(i)	(ii)	(iii)
Before split / Consolidation	Number of shares			
	Face value per share			
After split / Consolidation	Number of shares			
	Face value per share			

(iii) Details of shares/Debentures Transfers since closure date of last financial year (or in the case of the first return at any time since the incorporation of the company) *

☐ Nil

[Details being provided in a CD/Digital Media]

☐

Yes

☒

No

☐

Not Applicable

Separate sheet attached for details of transfers

☒

Yes

☐

No

Note: In case list of transfer exceeds 10, option for submission as a separate sheet attachment or submission in a CD/Digital Media may be shown.

Date of the previous annual general meeting	<div style="border: 1px solid black; height: 25px;"></div>
Date of registration of transfer (Date Month Year)	<div style="border: 1px solid black; height: 25px;"></div>
Type of transfer	<div style="border: 1px solid black; display: inline-block; width: 100px; height: 30px; vertical-align: middle;"></div> 1 - Equity, 2- Preference Shares, 3 - Debentures, 4 - Stock
Number of Shares/ Debentures/ Units Transferred	<div style="border: 1px solid black; display: inline-block; width: 150px; height: 30px; vertical-align: middle;"></div> Amount per Share/ Debenture/Unit (in Rs.) <div style="border: 1px solid black; display: inline-block; width: 150px; height: 30px; vertical-align: middle;"></div>
Ledger Folio of Transferor	<div style="border: 1px solid black; height: 25px;"></div>

Transferor's Name	<input type="text"/>	<input type="text"/>	<input type="text"/>
	Surname	middle name	first name
Ledger Folio of Transferee		<input type="text"/>	
Transferee's Name	<input type="text"/>	<input type="text"/>	<input type="text"/>
	Surname	middle name	first name

Date of registration of transfer (Date Month Year) <input type="text"/>			
Type of transfer	<input type="text"/>	1 - Equity, 2- Preference Shares,3 - Debentures, 4 - Stock	
Number of Shares/ Debentures/ Units Transferred	<input type="text"/>	Amount per Share/ Debenture/Unit (in Rs.)	<input type="text"/>
Ledger Folio of Transferor		<input type="text"/>	
Transferor's Name	<input type="text"/>	<input type="text"/>	<input type="text"/>
	Surname	middle name	first name
Ledger Folio of Transferee		<input type="text"/>	
Transferee's Name	<input type="text"/>	<input type="text"/>	<input type="text"/>
	Surname	middle name	first name

(iv) *Indebtedness including debentures (Outstanding as at the end of financial year)

Particulars	Number of units	Nominal value per unit	Total value
Non-convertible debentures	0	0	0
Partly convertible debentures	0	0	0
Fully convertible debentures	0	0	0
Secured Loans (including interest outstanding/accrued but not due for payment) excluding deposits			2,779,010,000
Unsecured Loans (including interest outstanding/accrued but not due for payment) excluding deposits			0
Deposit			0
Total			2,779,010,000

Details of debentures

Class of debentures	Outstanding as at the beginning of the year	Increase during the year	Decrease during the year	Outstanding as at the end of the year
Non-convertible debentures	0	0	0	0
Partly convertible debentures	0	0	0	0
Fully convertible debentures	0	0	0	0

(v) Securities (other than shares and debentures)

0

Type of Securities	Number of Securities	Nominal Value of each Unit	Total Nominal Value	Paid up Value of each Unit	Total Paid up Value
Total					

V. *Turnover and net worth of the company (as defined in the Companies Act, 2013)**(i) Turnover**

476,250,000

(ii) Net worth of the Company

9,115,090,000

VI. (a) *SHARE HOLDING PATTERN - Promoters

S. No.	Category	Equity	Preference
--------	----------	--------	------------

		Number of shares	Percentage	Number of shares	Percentage
1.	Individual/Hindu Undivided Family				
	(i) Indian	57,109,969	16.98	0	
	(ii) Non-resident Indian (NRI)	0	0	0	
	(iii) Foreign national (other than NRI)	0	0	0	
2.	Government				
	(i) Central Government	0	0	0	
	(ii) State Government	0	0	0	
	(iii) Government companies	0	0	0	
3.	Insurance companies	0	0	0	
4.	Banks	0	0	0	
5.	Financial institutions	0	0	0	
6.	Foreign institutional investors	0	0	0	
7.	Mutual funds	0	0	0	
8.	Venture capital	0	0	0	
9.	Body corporate (not mentioned above)	81,268,885	24.16	0	
10.	Others	0	0	0	
	Total	138,378,854	41.14	0	0

Total number of shareholders (promoters)

13

(b) *SHARE HOLDING PATTERN - Public/Other than promoters

S. No.	Category	Equity		Preference	
		Number of shares	Percentage	Number of shares	Percentage
1.	Individual/Hindu Undivided Family				
	(i) Indian	97,419,788	28.96	0	
	(ii) Non-resident Indian (NRI)	15,305,998	4.55	0	
	(iii) Foreign national (other than NRI)	0	0	0	

2.	Government				
	(i) Central Government	0	0	0	
	(ii) State Government	0	0	0	
	(iii) Government companies	0	0	0	
3.	Insurance companies	0	0	0	
4.	Banks	36,500	0.01	0	
5.	Financial institutions	0	0	0	
6.	Foreign institutional investors	44,358,302	13.19	0	
7.	Mutual funds	8,096,719	2.41	0	
8.	Venture capital	0	0	0	
9.	Body corporate (not mentioned above)	22,813,378	6.78	0	
10.	Others (Alternate Investment Funds)	9,936,140	2.95	0	
	Total	197,966,825	58.85	0	0

Total number of shareholders (other than promoters)

131,545

**Total number of shareholders (Promoters+Public/
Other than promoters)**

131,558

(c) *Details of Foreign institutional investors' (FIIs) holding shares of the company

67

Name of the FII	Address	Date of Incorporation	Country of Incorporation	Number of shares held	% of shares held
PABRAI INVESTMENT FUND	Commerce House Wickhams Cay			14,736,427	4.38
THE PABRAI INVESTMENT FUND	SCN and R Registered Agent Inc 2			14,607,031	4.34
DHANDHO INDIA ZERO	2711 CENTERVILLE ROAD SUITE 400			2,446,290	0.73
DHANDHO INDIA ZERO	COMMERCE HOUSE WICKHAMS CAY			1,844,252	0.55
VANGUARD EMERGING MARKETS	100 VANGUARD BOULEVARD MAILING			1,149,065	0.34
VANGUARD TOTAL INVESTMENT	100 VANGUARD BOULEVARD MAILING			1,107,697	0.33
EMERGING MARKETS CAPITAL	6300 Bee Cave Road Building One			908,229	0.27
NORDEA 1 SICAV - INVESTMENT	562 RUE DE NEUDORF, LUXEMBOURG			778,871	0.23

Name of the FII	Address	Date of Incorporation	Country of Incorporation	Number of shares held	% of shares held
FIRST WATER FUND	'4TH FLOOR 19 BANK STREET CYB			770,000	0.23
DIMENSIONAL EMERG	'6300 Bee Cave Road Building One			736,786	0.22
GOVERNMENT PENSIC	'Bankplassen 2 P O Box 1179 Sentr			700,000	0.21
ST. JAMES'S PLACE BA	'DEUTSCHE BANK AG, DB HOUSE H			641,603	0.19
MARVAL GURU FUND	'STANDARD CHARTERED BANK SEC			536,695	0.16
THE EMERGING MARK	'6300 Bee Cave Road Building One			437,719	0.13
VANGUARD FTSE ALL-	'100 VANGUARD BOULEVARD MAI			343,967	0.1
VANGUARD FIDUCIAR	'JPMORGAN CHASE BANK N.A. IND			333,151	0.1
CALIFORNIA PUBLIC E	'400 Q STREET LPE ROOM 4800 SA			329,360	0.1
WISDOMTREE INDIA IN	'C/O CIM GLOBAL BUSINESS 33 ED			188,558	0.06
CITY OF NEW YORK GF	'ONE CENTRE STREET NEW YORK M			147,693	0.04
SPDR S AND P EMERG	'STATE STREET FINANCIAL CENTER			145,845	0.04
ALLIANZ GLOBAL INVI	'6A ROUTE DE TREVES SENNINGER			103,904	0.03
SPDR S AND P EMERG	'ONE LINCOLN STREET BOSTON M			103,842	0.03
AXA ROSENBERG EQU	'CITIBANK N.A. CUSTODY SERVICES			88,835	0.03
DOVETAIL INDIA FUNI	'4th Floor 19 Bank Street Cybercity			70,700	0.02
VANGUARD FIDUCIAR	'JPMORGAN CHASE BANK N.A. IND			68,251	0.02

VII. *NUMBER OF PROMOTERS, MEMBERS, DEBENTURE HOLDERS
(Details, Promoters, Members (other than promoters), Debenture holders)

Details	At the beginning of the year	At the end of the year
Promoters	13	13
Members (other than promoters)	133,954	131,545
Debenture holders	0	0

VIII. DETAILS OF DIRECTORS AND KEY MANAGERIAL PERSONNEL






(A) *Composition of Board of Directors

Category	Number of directors at the beginning of the year		Number of directors at the end of the year		Percentage of shares held by directors as at the end of year	
	Executive	Non-executive	Executive	Non-executive	Executive	Non-executive
A. Promoter	1	2	1	2	3.09	2.98
B. Non-Promoter	0	5	0	5	0	0
(i) Non-Independent	0	0	0	0	0	0
(ii) Independent	0	5	0	5	0	0
C. Nominee Directors representing	0	0	0	0	0	0
(i) Banks & FIs	0	0	0	0	0	0
(ii) Investing institutions	0	0	0	0	0	0
(iii) Government	0	0	0	0	0	0
(iv) Small share holders	0	0	0	0	0	0
(v) Others	0	0	0	0	0	0
Total	1	7	1	7	3.09	2.98

Number of Directors and Key managerial personnel (who is not director) as on the financial year end date

10

(B) (i) *Details of directors and Key managerial personnel as on the closure of financial year

Name	DIN/PAN	Designation	Number of equity share(s) held	Date of cessation (after closure of financial year : If any)
NELLORE RADHAKRIS 	00021052	Managing Director	10,383,730	
JAGANMOHAN REDDY 	00017633	Director	100	
SUJITH KUMARREDDY 	00022383	Director	10,028,770	
HIRA LAL ZUTSHI	00041002	Director	0	
RADHIKA VIJAY HARIE 	02409519	Director	0	
NIRMALA REDDY	01673128	Director	0	
VARUN BATRA	00020526	Director	0	
BRIAN JUDE MCNAMA 	08339667	Director	0	

Name	DIN/PAN	Designation	Number of equity share(s) held	Date of cessation (after closure of financial year : If any)
SRINIVASA RAO THIRI +	ABUPT6720H	CFO	90,000	
SINGIDI VENKAT RAM +	ASJPS3493C	Company Secretar	0	

(ii) Particulars of change in director(s) and Key managerial personnel during the year

0

Name	DIN/PAN	Designation at the beginning / during the financial year	Date of appointment/ change in designation/ cessation	Nature of change (Appointment/ Change in designation/ Cessation)

IX. MEETINGS OF MEMBERS/CLASS OF MEMBERS/BOARD/COMMITTEES OF THE BOARD OF DIRECTORS

A. MEMBERS/CLASS /REQUISITIONED/NCLT/COURT CONVENED MEETINGS

Number of meetings held

1

Type of meeting	Date of meeting	Total Number of Members entitled to attend meeting	Attendance	
			Number of members attended	% of total shareholding
Annual General Meeting	13/08/2020			

B. BOARD MEETINGS

*Number of meetings held

4

S. No.	Date of meeting	Total Number of directors associated as on the date of meeting	Attendance	
			Number of directors attended	% of attendance
1	28/02/2020	8	8	100
2	28/05/2020	8	8	100
3	30/07/2020	8	8	100
4	30/10/2020	8	8	100

C. COMMITTEE MEETINGS

Number of meetings held

20

S. No.	Type of meeting	Date of meeting	Total Number of Members as on the date of the meeting	Attendance	
				Number of members attended	% of attendance

S. No.	Type of meeting	Date of meeting	Total Number of Members as on the date of the meeting	Attendance	
				Number of members attended	% of attendance
1	Audit Committee	27/02/2020	5	5	100
2	Audit Committee	28/05/2020	5	5	100
3	Audit Committee	30/07/2020	5	5	100
4	Audit Committee	30/10/2020	5	5	100
5	Nomination & Remuneration	30/10/2020	5	5	100
6	Risk Management	30/10/2020	3	3	100
7	Corporate Social Responsibility	23/10/2020	3	3	100
8	Stakeholder Relationship	24/02/2020	4	4	100
9	Stakeholder Relationship	23/10/2020	4	4	100
10	Share Transfer	10/01/2020	3	3	100

D. *ATTENDANCE OF DIRECTORS

S. No.	Name of the director	Board Meetings			Committee Meetings			Whether attended AGM held on
		Number of Meetings which director was entitled to attend	Number of Meetings attended	% of attendance	Number of Meetings which director was entitled to attend	Number of Meetings attended	% of attendance	
								(Y/N/NA)
1	NELLORE RAJENDRAN	4	4	100	14	14	100	
2	JAGANMOHAN	4	4	100	15	15	100	
3	SUJITH KUMAR	4	4	100	15	15	100	
4	HIRA LAL ZUNJUN	4	4	100	5	5	100	
5	RADHIKA VIJAY	4	4	100	5	5	100	
6	NIRMALA REDDY	4	4	100	8	8	100	
7	VARUN BATRA	4	4	100	5	5	100	
8	BRIAN JUDE	4	4	100	5	5	100	

X. *REMUNERATION OF DIRECTORS AND KEY MANAGERIAL PERSONNEL

☐ Nil

Number of Managing Director, Whole-time Directors and/or Manager whose remuneration details to be entered

1

S. No.	Name	Designation	Gross Salary	Commission	Stock Option/ Sweat equity	Others	Total Amount
1	NELLORE RADHAKRISHNAN	Managing Director	0	0	0	0	0
	Total		0	0	0	0	0

Number of CEO, CFO and Company secretary whose remuneration details to be entered

2

S. No.	Name	Designation	Gross Salary	Commission	Stock Option/ Sweat equity	Others	Total Amount
1	SRINIVASA RAO T	CHIEF FINANCIAL OFFICER	15,197,339	0	0	1,480,512	16,677,851
2	SINGIDI VENKAT RAMA	COMPANY SECRETARY	4,573,300	0	0	230,400	4,803,700
	Total		19,770,639	0	0	1,710,912	21,481,551

Number of other directors whose remuneration details to be entered

5

S. No.	Name	Designation	Gross Salary	Commission	Stock Option/ Sweat equity	Others	Total Amount
1	HIRA LAL ZUTSHI	DIRECTOR	0	650,000	0	0	650,000
2	VARUN BATRA	DIRECTOR	0	650,000	0	0	650,000
3	NIRMALA REDDY	DIRECTOR	0	650,000	0	0	650,000
4	RADHIKA VIJAY HANU	DIRECTOR	0	650,000	0	0	650,000
5	BRIAN JUDE MCNEIL	DIRECTOR	0	650,000	0	0	650,000
	Total		0	3,250,000	0	0	3,250,000

XI. MATTERS RELATED TO CERTIFICATION OF COMPLIANCES AND DISCLOSURES

- * A. Whether the company has made compliances and disclosures in respect of applicable provisions of the Companies Act, 2013 during the year ☒ Yes ☐ No

B. If No, give reasons/observations

XII. PENALTY AND PUNISHMENT - DETAILS THEREOF

(A) DETAILS OF PENALTIES / PUNISHMENT IMPOSED ON COMPANY/DIRECTORS /OFFICERS ☒ Nil

Name of the company/ directors/ officers	Name of the court/ concerned Authority	Date of Order	Name of the Act and section under which penalised / punished	Details of penalty/ punishment	Details of appeal (if any) including present status

(B) DETAILS OF COMPOUNDING OF OFFENCES ☒ Nil

Name of the company/ directors/ officers	Name of the court/ concerned Authority	Date of Order	Name of the Act and section under which offence committed	Particulars of offence	Amount of compounding (in Rupees)

XIII. Whether complete list of shareholders, debenture holders has been enclosed as an attachment

☐ Yes ☒ No

(In case of 'No', submit the details separately through the method specified in instruction kit)

XIV. COMPLIANCE OF SUB-SECTION (2) OF SECTION 92, IN CASE OF LISTED COMPANIES

In case of a listed company or a company having paid up share capital of Ten Crore rupees or more or turnover of Fifty Crore rupees or more, details of company secretary in whole time practice certifying the annual return in Form MGT-8.

Name

DVM Gopal

Whether associate or fellow

☐ Associate ☒ Fellow

Certificate of practice number

6798

I/We certify that:

(a) The return states the facts, as they stood on the date of the closure of the financial year aforesaid correctly and adequately.

(b) Unless otherwise expressly stated to the contrary elsewhere in this Return, the Company has complied with all the provisions of the Act during the financial year.

Declaration

I am Authorised by the Board of Directors of the company vide resolution no. ...

45

dated

25/02/2021

(DD/MM/YYYY) to sign this form and declare that all the requirements of the Companies Act, 2013 and the rules made thereunder in respect of the subject matter of this form and matters incidental thereto have been complied with. I further declare that:

1. Whatever is stated in this form and in the attachments thereto is true, correct and complete and no information material to the subject matter of this form has been suppressed or concealed and is as per the original records maintained by the company.
2. All the required attachments have been completely and legibly attached to this form.

Note: Attention is also drawn to the provisions of Section 447, section 448 and 449 of the Companies Act, 2013 which provide for punishment for fraud, punishment for false statement and punishment for false evidence respectively.

To be digitally signed by

Director

DIN of the director

00021052

To be digitally signed by

- ☒ Company Secretary
☐ Company secretary in practice

Membership number

Certificate of practice number

Attachments

1. List of share holders, debenture holders
2. Approval letter for extension of AGM;
3. Copy of MGT-8;
4. Optional Attachment(s), if any

Attach

Attach

Attach

Attach

List of attachments

Remove attachment

Modify

Check Form

Prescrutiny

Submit

This eForm has been taken on file maintained by the Registrar of Companies through electronic mode and on the basis of statement of correctness given by the company

RAIN INDUSTRIES LTD
LIST OF FOREIGN INSTITUTIONAL INVESTORS (FPI, FCI & FII) AS ON DECEMBER 31, 2020

SLNO	NAME/JOINT NAME(S)	ADDRESS	DATE OF INCORPORATION	HOLDING	% TO EQUITY
1	PABRAI INVESTMENT FUND 3, LTD	Commerce House Wickhams Cay 1 Road Town Tortola	NA	14736427	4.38
2	THE PABRAI INVESTMENT FUND II, LP	SCN and R Registered Agent Inc 233 S Wacker Drive Suite 5900 Chicago Illinois	NA	14607031	4.34
3	DHANDHO INDIA ZERO FEE FUND, L.P	2711 CENTERVILLE ROAD SUITE 400 WILMINGTON DE	NA	2446290	0.73
4	DHANDHO INDIA ZERO FEE FUND OFFSHORE LTD.	COMMERCE HOUSE WICKHAMS CAY 1 P O 3140 ROAD TOWN TORTOLA	NA	1844252	0.55
5	VANGUARD EMERGING MARKETS STOCK INDEX FUND, A SERIES OF VANGUARD INTERNATIONAL EQUITY INDEX FUNDS	100 VANGUARD BOULEVARD MALVERN PA	NA	1149065	0.34
6	VANGUARD TOTAL INTERNATIONAL STOCK INDEX FUND	100 VANGUARD BOULEVARD MALVERN PA	NA	1107697	0.33
7	EMERGING MARKETS CORE EQUITY PORTFOLIO (THE PORTFOLIO) OF DFA INVESTMENT DIMENSIONS GROUP INC. (DFAIDG)	6300 Bee Cave Road Building One Austin Texas 78746 USA	NA	908229	0.27
8	NORDEA 1 SICAV - INDIAN EQUITY FUND	562 RUE DE NEUDORF	NA	778871	0.23
9	FIRST WATER FUND	4TH FLOOR 19 BANK STREET CYBERCITY EBENE	NA	770000	0.23
10	DIMENSIONAL EMERGING MARKETS VALUE FUND	6300 Bee Cave Road Building One Austin Texas 78746 USA	NA	736786	0.22
11	GOVERNMENT PENSION FUND GLOBAL	Bankplassen 2 P O Box 1179 Sentrum Oslo 0107	NA	700000	0.21
12	ST. JAMES'S PLACE BALANCED MANAGED UNIT TRUST MANAGED BY GRANTHAM, MAYO, VAN OTTERLOO & CO. LLC	DEUTSCHE BANK AG, DB HOUSE HAZARIMAL SOMANI MARG, P.O.BOX NO. 1142, FORT MUMBAI	NA	641603	0.19
13	MARVAL GURU FUND	STANDARD CHARTERED BANK SECURITIES SERVICES, 3RD FLOOR 23-25 M.G. ROAD FORT, MUMBAI	NA	536695	0.16
14	THE EMERGING MARKETS SMALL CAP SERIES OF THE DFA INVESTMENT TRUST COMPANY	6300 Bee Cave Road Building One Austin Texas 78746 USA	NA	437719	0.13

RAIN INDUSTRIES LTD
LIST OF FOREIGN INSTITUTIONAL INVESTORS (FPI, FCI & FII) AS ON DECEMBER 31, 2020

SLNO	NAME/JOINT NAME(S)	ADDRESS	DATE OF INCORPORATION	HOLDING	% TO EQUITY
15	VANGUARD FTSE ALL-WORLD EX-US SMALL-CAP INDEXFUND	100 VANGUARD BOULEVARD MALVERN PA	NA	343967	0.10
16	VANGUARD FIDUCIARY TRUST COMPANY INSTITUTIONAL TOTAL INTERNATIONAL STOCK MARKET INDEX TRUST II	JPMORGAN CHASE BANK N.A. INDIA SUB CUSTODY 6th FLOOR, PARADIGM B MINDSPACE, MALAD W, MUMBAI	NA	333151	0.10
17	CALIFORNIA PUBLIC EMPLOYEES' RETIREMENT SYSTEM	400 Q STREET LPE ROOM 4800 SACRAMENTO CA	NA	329360	0.10
18	WISDOMTREE INDIA INVESTMENT PORTFOLIO, INC.	C/O CIM GLOBAL BUSINESS 33 EDITH CAVELL STREET PORT LOUIS	NA	188558	0.06
19	CITY OF NEW YORK GROUP TRUST	ONE CENTRE STREET NEW YORK NY 10007 2341	NA	147693	0.04
20	SPDR S AND P EMERGING MARKETS ETF	STATE STREET FINANCIAL CENTER ONE LINCOLN STREET BOSTON MA	NA	145845	0.04
21	ALLIANZ GLOBAL INVESTORS FUND-ALLIANZ BEST STYLES EMERGING MARKETS EQUITY	6A ROUTE DE TREVES SENNINGERBERG	NA	103904	0.03
22	SPDR S AND P EMERGING MARKETS SMALL CAP ETF	ONE LINCOLN STREET BOSTON MA	NA	103842	0.03
23	AXA ROSENBERG EQUITY ALPHA TRUST - AXA ROSENBERG A LL COUNTRY ASIA PACIFIC EX-JAPAN SMALL CAP ALPHA FUND	CITIBANK N.A. CUSTODY SERVICES FIFC- 11TH FLR, G BLOCK PLOT C-54 AND C-55, BKC BANDRA - EAST, MUMBAI	NA	88835	0.03
24	DOVETAIL INDIA FUND CLASS 5 SHARES	4th Floor 19 Bank Street Cybercity Ebene	NA	70700	0.02
25	VANGUARD FIDUCIARY TRUST COMPANY INSTITUTIONAL TOTAL INTERNATIONAL STOCK MARKET INDEX TRUST	JPMORGAN CHASE BANK N.A. INDIA SUB CUSTODY 6th FLOOR, PARADIGM B MINDSPACE, MALAD W, MUMBAI	NA	68251	0.02
26	EMERGING MARKETS VALUE FUND OF DIMENSIONAL FUNDS PLC	25/28 NORTH WALL QUAY DUBLIN 1	NA	67664	0.02
27	FLORIDA RETIREMENT SYSTEM - GRANTHAM, MAYO, VAN OTTERLOO & CO. LLC (GMO LLC)	DEUTSCHE BANK AG, DB HOUSE HAZARIMAL SOMANI MARG, P.O.BOX NO. 1142, FORT MUMBAI	NA	66226	0.02
28	EMERGING MARKETS CORE EQUITY FUND OF DIMENSIONAL FUNDS ICVC	20 Triton Street Regents Place London NW1 3BF U K	NA	62921	0.02

RAIN INDUSTRIES LTD
LIST OF FOREIGN INSTITUTIONAL INVESTORS (FPI, FCI & FII) AS ON DECEMBER 31, 2020

SLNO	NAME/JOINT NAME(S)	ADDRESS	DATE OF INCORPORATION	HOLDING	% TO EQUITY
29	ALASKA PERMANENT FUND	801 WEST 10TH STREET JUNEAU ALASKA	NA	60964	0.02
30	T.A. WORLD EX U.S. CORE EQUITY PORTFOLIO OF DFA IN VESTMENT DIMENSIONS GROUP INC.	6300 Bee Cave Road Building One Austin Texas 78746 USA	NA	51180	0.02
31	JAPAN TRUSTEE SERVICES BANK, LTD. RE: SMTB AXA IM EMERGING SMALL CAP EQUITY MOTHER FUND	HSBC SECURITIES SERVICES 11TH FLOOR, BLDG 3, NESCO - IT PARK NESCO COMPLEX, W.E. HIGHWAY GOREGAON (EAST), MUMBAI	NA	50706	0.02
32	EMERGING MARKETS SOCIAL CORE EQUITY PORTFOLIO OF D FA INVESTMENT DIMENSIONS GROUP INC.	6300 Bee Cave Road Building One Austin Texas 78746 USA	NA	50053	0.01
33	PREMIER INVESTMENT FUND LIMITED	C/o DTOS Ltd 10th FLOOR RAFFLES TOWER 19 CYBERCITY EBENE	NA	50000	0.01
34	WORLD EX U.S. CORE EQUITY PORTFOLIO OF DFA INVESTMENT DIMENSIONS GROUP INC.	6300 Bee Cave Road Building One Austin Texas 78746 USA	NA	41827	0.01
35	QUEENSLAND INVESTMENT TRUST NO 2	Level 5 66 Eagle Street Brisbane	NA	40418	0.01
36	CHRISTOPHER JOHN HALLBERG	ICICI BANK LTD SMS DEPT 1ST FLOOR EMPIRE COMPLEX 414 S B MARG LOWER PAREL MUMBAI MAHARASHTRA	NA	36500	0.01
37	DFA AUSTRALIA LIMITED AS RESPONSIBLE ENTITY FOR DIMENSIONAL EMERGING MARKETS TRUST	Level 43 1 Macquarie Place Sydney NSW	NA	36385	0.01
38	EMERGING MARKETS TARGETED VALUE FUND OF THE DIMENSIONAL FUNDS II PUBLIC LIMITED COMPANY	25/28 NORTH WALL QUAY DUBLIN I	NA	31082	0.01
39	VANGUARD TOTAL WORLD STOCK INDEX FUND	100 VANGUARD BOULEVARD MALVERN PA	NA	30380	0.01
40	DFA INTERNATIONAL CORE EQUITY FUND	SUITE 1520 - 1500 WEST GEORGIA STREET VANCOUVER BRITISH COLUMBIA	NA	28538	0.01

RAIN INDUSTRIES LTD
LIST OF FOREIGN INSTITUTIONAL INVESTORS (FPI, FCI & FII) AS ON DECEMBER 31, 2020

SLNO	NAME/JOINT NAME(S)	ADDRESS	DATE OF INCORPORATION	HOLDING	% TO EQUITY
41	DOVETAIL INDIA FUND CLASS 8 SHARES	DBS BANK LIMITED, GROUND FLOOR EXPRESS TOWERS, BLOCK III BACKBAY RECLAMATION NARIMAN POINT, MUMBAI	NA	25348	0.01
42	WORLD EX U.S. TARGETED VALUE PORTFOLIO OF DFA INVE STMENT DIMENSIONS GROUP INC.	6300 Bee Cave Road Building One Austin Texas 78746 USA	NA	25025	0.01
43	CITY OF LOS ANGELES FIRE AND POLICE PENSION PLAN	360 E Second Street Suite 600 Los Angeles CA	NA	23755	0.01
44	EMERGING MARKETS TARGETED VALUE PORTFOLIO	CITIBANK N.A. CUSTODY SERVICES FIFC- 11TH FLR, G BLOCK PLOT C-54 AND C-55, BKC BANDRA - EAST, MUMBAI	NA	23364	0.01
45	COLIN JAMES DRESSER	407 LAKE ST S KIRKLAND WASHINGTON 98033	NA	22856	0.01
46	JOHN HANCOCK VARIABLE INSURANCE TRUST EMERGING MAR KETS VALUE TRUST	601 CONGRESS STREET BOSTON MA 02210-2805	NA	22684	0.01
47	GIMBERGET INVEST AB	DBS BANK LTD EXPRESS TOWERS BLOCK III, BACK BAY RECLAMATION NARIMAN POINT	NA	20292	0.01
48	LOS ANGELES CITY EMPLOYEES RETIREMENT SYSTEM	202 West First Street Suite 500 Los Angeles California	NA	18748	0.01
49	GMAM INVESTMENT FUNDS TRUST	C/O GENERAL MOTORS INVESTMENT MANAGEMENT CORPORATION 1345 AVENUE OF THE AMERICAS NEW YORK NY	NA	18526	0.01
50	VANGUARD ESG INTERNATIONAL STOCK ETF	JPMORGAN CHASE BANK N.A. INDIA SUB CUSTODY 6th FLOOR, PARADIGM B MINDSPACE, MALAD W, MUMBAI	NA	16752	0.00
51	FIRST STATE SUPERANNUATION SCHEME	DEUTSCHE BANK AG, DB HOUSE HAZARIMAL SOMANI MARG, P.O.BOX NO. 1142, FORT MUMBAI	NA	15472	0.00
52	GUENTHER KLAR	Apartment No 748 RITZ Carlton Sheikh Zayed Road Dubai	NA	15000	0.00
53	DIMENSIONAL FUNDS PLC - MULTI- FACTOR EQUITY FUND	25/28 NORTH WALL QUAY DUBLIN 1	NA	13684	0.00

RAIN INDUSTRIES LTD
LIST OF FOREIGN INSTITUTIONAL INVESTORS (FPI, FCI & FII) AS ON DECEMBER 31, 2020

SLNO	NAME/JOINT NAME(S)	ADDRESS	DATE OF INCORPORATION	HOLDING	% TO EQUITY
54	EMERGING MARKETS SUSTAINABILITY CORE 1 PORTFOLIO	CITIBANK N.A. CUSTODY SERVICES FIFC- 11TH FLR, G BLOCK PLOT C-54 AND C-55, BKC BANDRA - EAST, MUMBAI	NA	11199	0.00
55	MERCER EMERGING MARKETS EQUITY FUND	99 HIGH STREET BOSTON MA	NA	8780	0.00
56	JOHN HANCOCK FUNDS II EMERGING MARKETS FUND	601 CONGRESS STREET BOSTON MA 02210 2805 USA	NA	8295	0.00
57	DFA INTERNATIONAL VECTOR EQUITY FUND	SUITE 1520 - 1500 WEST GEORGIA STREET VANCOUVER BRITISH COLUMBIA	NA	7948	0.00
58	OREGON PUBLIC EMPLOYEES RETIREMENT SYSTEM MANAGED THROUGH DIMENSIONAL FUND ADVISORS LP	350 WINTER STREET NE SUITE 100 SALEM OREGON	NA	7582	0.00
59	SA EMERGING MARKETS VALUE FUND	10 ALMADEN BLVD 15 TH FLOOR SAN JOSE CALIFORNIA	NA	7350	0.00
60	UTAH STATE RETIREMENT SYSTEMS	540 East 200 South Salt Lake City Utah	NA	5560	0.00
61	NOSHAN GAUTAM	UNIT 203-576 SIMCOE ST VICTORIA BRITISH COLUMBIA CANADA V8V 1L8	NA	5000	0.00
62	AMERICAN CENTURY ETF TRUST- AVANTIS EMERGING MARKET S EQUITY ETF	DEUTSCHE BANK AG, DB HOUSE, HAZARIMAL SOMANI MARG, P.O.BOX NO. 1142, FORT MUMBAI	NA	3155	0.00
63	JASSIM ALMARZOOQI	VILLA 60- ROUNDABOUT 7 AND 80 SHAKHBOUT CITY, PO BOX 3235 ABU DHABI UNITED ARAB EMIRATES	NA	1500	0.00
64	MORGAN STANLEY ASSET MANAGEMENT INC MORGAN STANLEY INSTITUTIONAL FUND I EMERGING MARKETES FUND	THE H&S BANKING CORPN LTD INV DEPT 52/60 M G ROAD POST BOX NO 128 MUMBAI MUMBAI	NA	1500	0.00
65	VANGUARD INVESTMENT SERIES PLC - VANGUARD ESG EMER GING MARKETS ALL CAP EQUITY INDEX FUND	HSBC SECURITIES SERVICES 11TH FLOOR BLDG 3 NESCO IT PARK NESCO COMPLEX W E HIGHWAY GOREGAON EAST MUMBAI	NA	659	0.00

RAIN INDUSTRIES LTD
LIST OF FOREIGN INSTITUTIONAL INVESTORS (FPI, FCI & FII) AS ON DECEMBER 31, 2020

SLNO	NAME/JOINT NAME(S)	ADDRESS	DATE OF INCORPORATION	HOLDING	% TO EQUITY
66	DIMENSIONAL EMERGING CORE EQUITY MARKET ETF OF DIMENSIONAL ETF TRUST	CITIBANK N.A. CUSTODY SERVICES FIFC- 11TH FLR, G BLOCK PLOT C-54 AND C-55, BKC BANDRA - EAST, MUMBAI	NA	152	0.00
67	SOCIETE GENERALE - ODI	SBI-SG GLOBAL SECURITIES SERVICES PL JEEVAN SEVA EXTENSION BUILDING GROUND FLOOR S V ROAD SANTACRUZ WEST MUMBAI	NA	1	0.00
TOTAL				44359802	13.19

Rain Industries Limited

Regd. Office: Rain Center, 34, Srinagar Colony, Hyderabad- 500073, Telangana State, India

CIN: L26942TG1974PLC001693

Committee Meetings and Attendance therefor for the Financial year ended December 31, 2020

S. No.	Type of Meeting	Date of Meeting	Total Number of Members as on the date of the Meeting	Attendance	
				Number of Members Attended	% of Attendance
1	Audit Committee Meeting	February 27, 2020	5	5	100.00
2	Audit Committee Meeting	May 28, 2020	5	5	100.00
3	Audit Committee Meeting	July 30, 2020	5	5	100.00
4	Audit Committee Meeting	October 30, 2020	5	5	100.00
5	Nomination and Remuneration Committee Meeting	October 30, 2020	5	5	100.00
6	Stakeholders Relationship Committee Meeting	February 24, 2020	4	4	100.00
7	Stakeholders Relationship Committee Meeting	October 23, 2020	4	4	100.00
8	Corporate Social Responsibility Committee Meeting	October 23, 2020	3	3	100.00
9	Risk Management Committee Meeting	October 30, 2020	3	3	100.00
10	Share Transfer Committee Meeting	January 10, 2020	3	3	100.00
11	Share Transfer Committee Meeting	February 07, 2020	3	3	100.00
12	Share Transfer Committee Meeting	February 14, 2020	3	3	100.00
13	Share Transfer Committee Meeting	March 13, 2020	3	3	100.00
14	Share Transfer Committee Meeting	May 08, 2020	3	3	100.00
15	Share Transfer Committee Meeting	May 20, 2021	3	3	100.00
16	Share Transfer Committee Meeting	June 05, 2020	3	3	100.00
17	Share Transfer Committee Meeting	July 17, 2020	3	3	100.00
18	Share Transfer Committee Meeting	October 09, 2020	3	3	100.00
19	Share Transfer Committee Meeting	December 11, 2020	3	3	100.00
20	Share Transfer Committee Meeting	December 18, 2021	3	3	100.00